



Scan here for more information on

2027 EXPLORER


**PETERBILT® 567 SINGLE AXLE**  
 Horsepower: 500 HP  
 Torque: 1,650 lb.-ft.  
 Transmission: Endurant  
 (N/A 38EMB)

**FREIGHTLINER® CASCADIA 116 CHASSIS**  
 Horsepower: 525 HP  
 Torque: 1,850 lb.-ft.  
 Transmission: DT12


## EXTERIORS




ELEVATION




HEMISPHERE



NAUTICA



NIGHTFALL



POLE STAR



ATLAS LR



MOJAVE



POLARIS



TUNDRA

### 38EMB



### 40EBH



### 40ERB



## POPULAR OPTIONS

- Cascadia Blackout Package
- Underbody / Slide-out LED Lights
- Exterior LED Scene Lights
- Ceramic Cab Driver/Passenger Window Tint w/IR Rejection
- (1-2) 270Ah Lithium Battery Upgrade
- (1-2) 200W Solar Panel(s)
- Additional 3,000W Inverter
- Washer & Dryer Stack
- Dishwasher
- Flo-Jet Waste Tank Macerator
- Heated Tile Flooring
- Teak Seat in Shower
- ShowerMiser Water Mgmt System w/Electronic Sensors
- Power Reclining Theatre Seat w/Head Tilt
- Cabover Bunk Cap w/Side Transitions, Windshield, Bunk Mat, and storage Bins (Freightliner only)

## TOP FEATURES

### CAB/CHASSIS

- Freightliner® Cascadia 116 single axle  
*Detroit DD13, 525 HP, 1,850 lb.-ft. of torque, DT12 transmission*
- Peterbilt® 567 single axle (N/A 38EMB)  
*Cummins X15, 500 HP, 1,650 lb.-ft. torque, Endurant transmission*
- 20,000 lbs. towing capacity
- 2-Years towing (Freightliner® only)  
*\$1,200 cap per claim/unlimited miles*
- Premium chassis package (Freightliner® only)  
*Digital Dash Cluster and 10" Infotainment System with AM-FM Radio, Bluetooth, Apple® Carplay™, and Android® Auto™, and Side View Cameras on Separate Monitor from Infotainment, Upgraded Cab Sound System (Amplified Cab Speakers & Powered 8" Subwoofer)*

### EXTERIOR

- Keyless entry lighted exterior entry door assist handle
- Roof-mounted Girard® Vision automatic w/motion sensor & LED lights
- Four-point hydraulic leveling with app
- Power locking side-swing aluminum compartment doors  
*Includes single handle paddle latches, double catch, and steel storage compartments lined with carpet and motion activated lighting*
- Diamond Shield® anti chip paint protection
- HD shocks suspension upgrade

### CONSTRUCTION

- Vacuum-bonded laminated walls for lasting strength
- Welded aluminum roof truss construction, vacuum-bond laminated, with a seamless crowned fiberglass exterior
- Enhanced floor construction with composite underbelly

### PLUMBING SYSTEMS

- Whole house water filtration system with accumulator tank (consistent pressure in water lines)
- SeeLevel® tank monitoring system
- Electric dump valves with manual over ride
- Dual 12V tank heaters on both gray and black tanks
- Full maintenance wet bay with black tank flush, fresh water fill, hot/cold outside faucet with sprayer and power hose reel

## CHASSIS

| MODEL                                     | 38EMB   | 40ERB   | 40EBH   |
|---|---------|---------|---------|
| Wheelbase <i>Cascadia/Peterbilt</i>       | 297     | 310/335 | 310/335 |
| Front GAWR (lbs)                          | 18,000  | 18,000  | 18,000  |
| Rear GAWR (lbs) <i>Cascadia/Peterbilt</i> | 23k/26k | 23k/26k | 23k/26k |
| GVWR (lbs) <i>Cascadia/Peterbilt</i>      | 41k/44k | 41k/44k | 41k/44k |
| Hitch Rating Weight (lbs)                 | 20,000  | 20,000  | 20,000  |
| Tongue Weight (lbs)                       | 2,000   | 2,000   | 2,000   |
| Fuel Capacity (gal)                       | 120     | 120     | 120     |

### INTERIOR

- Soft touch padded walls and ceiling
- 12"x 24" porcelain tile flooring throughout
- Dovetail drawers on soft close glides
- Pantry with push release pull out drawers
- Solid maple custom cabinetry throughout
- LED dimmable lighting
- Memory foam mattress
- Convertible booth dinette with storage (N/A on 38EMB)
- Sofa Bed (hide-a-bed)

### APPLIANCES

- 18 cu. ft., French door stainless steel refrigerator with ice maker
- Recessed 2-burner induction cooktop with solid surface covers
- 1.7 cu. ft. stainless steel convection microwave oven
- Aqua-Hot® 450D zoned hydronic heating and continuous hot water, plus engine pre-heat
- (2) 15,000 BTU roof A/C units with condensate drain and heat pump
- Insulated thermofoil ducted A/C
- Central vacuum system with floor sweep feature
- MaxxAir® power vents with rain sensors  
*Powered roof vents that keep your RV fresh, cool, and comfortable.*

### ELECTRIC & ENTERTAINMENT

- 8kW Onan® quiet diesel generator with automatic generator start (AGS)
- 3,000W true sine wave inverter
- (3) 200W solar panels
- Transfer switch with surge protection
- (2) 270Ah lithium batteries
- Multiplex control system with bluetooth app control
- 4K smart LED TV in living area with soundbar and subwoofer  
*4K Smart LED TV soundbar and articulating arm extension*
- Camera Monitoring System - 360° w/recording, 10" HD screen, interior TV access, and trailer camera channels
- Standard Starlink® with mobility mount

## DIMENSION & CAPACITIES

| MODEL                                    | 38EMB  | 40ERB          | 40EBH          |
|--|--------|----------------|----------------|
| Overall Length <i>Cascadia/Peterbilt</i> | 38' 5" | 40' 4"/40' 10" | 40' 4"/40' 10" |
| Overall Height                           | 13'1"  | 13'1"          | 13'1"          |
| Overall Width*                           | 99.25" | 99.25"         | 99.25"         |
| Interior Height*                         | 84"    | 84"            | 84"            |
| Interior Width*                          | 95.5"  | 95.5"          | 95.5"          |
| Fresh Water Capacity (gal)               | 150    | 150            | 150            |
| Gray Water Capacity (gal)                | 75     | 75             | 75             |
| Black Water Capacity (gal)               | 75     | 75             | 75             |