



Scan here for more information on

2027 VERONA LE

FREIGHTLINER® M2-106 PLUS CHASSIS
 Horsepower: 360 HP
 Torque: 1,150 lb.-ft.
 Transmission: 6-Speed Auto (3200TRV)

PETERBILT® 548, PX9, L9
 Horsepower: 360 HP
 Torque: 1,150 lb.-ft.
 Transmission: Allison 3000HS


EXTERIORS NEW COLORS



CARBON




COMMAND




PLATINUM EDGE




ROGUE



SHADOWLINE



ATLAS LR



MOJAVE



POLARIS



TUNDRA

38LDG



40LBH



40LTS



40LRB



POPULAR OPTIONS

- Matte Black Wheel Upgrade Package (*Freightliner only*)
- Caliber 9 Bright or Black Finish Grille Package (*Freightliner only*)
- Underbody/Slide LED Lights & Scene Lights
- HD Shocks Suspension Upgrade
- Ceramic Cab Driver/Passenger Window Tint w/IR Rejection
- Heated Tile Flooring
- Power Reclining Theater Seats w/Head Tilt
- (1-2) 270Ah Lithium Battery Upgrade
- (1-2) 200W Additional Solar Panel(s)
- Additional 3,000W Inverter
- Washer & Dyer Stack
- Flo-Jet Waste Tank Macerator
- Electric Fireplace (*opt. LTS/std. LRB*)

TOP FEATURES

CAB/CHASSIS

- Freightliner® M2-106 Plus Chassis or Peterbilt® 548 PX9, L9
- Cummins L9 engine with 360 HP, 1150 lb.-ft. torque
- 20,000 lbs. towing capacity
- 2-Years towing
\$1,200 cap per claim/unlimited miles
- Premium chassis package (*Freightliner® only*)

Auto drain air brake valves, Garmin® touchscreen with Bluetooth, GPS, and RV maps, rear and side view cameras on a dedicated monitor, upgraded JBL® sound system, Freightliner® sound and thermal insulation, heated LED headlights, power windows and locks, heated power mirrors, and air-ride captain seats with heating, lumbar support, and swivel functionality.

EXTERIOR

- Fiberglass cabover bunk, transitions, front fender flares, full rear & cab steps
- Girard® Vision Automatic w/Motion Sensor & LED Lights - Roof Mount
- Four-point hydraulic leveling with app
- Power locking side-swing aluminum compartment doors
Includes single handle paddle latches, double catch, and steel storage compartments lined with carpet and motion activated lighting
- Diamond Shield® anti chip paint protection
- Frameless dual-pane tinted windows with screens

CONSTRUCTION

- Vacuum-bonded laminated walls for lasting strength
- Welded aluminum roof truss construction, vacuum-bond laminated, with a seamless crowned fiberglass exterior
- Enhanced floor construction with composite underbelly

PLUMBING SYSTEMS

- Whole house water filtration system and SeeLevel® tank monitoring system
- Full maintenance wet bay w/CNC hydro-cut panel and electric dump valves
- Powered retractable water hose reel and hot and cold water spigot
- Accumulator tank (constant pressure in water lines)

CHASSIS

MODEL	38LDG	40LRB	40LBH	40LTS
Wheelbase <i>Freightliner/Peterbilt</i>	285"/290"	309"/314"	309"/314"	309"/314"
Front GAWR (lbs)	14,600	14,600	14,600	14,600
Rear GAWR (lbs) <i>Freightliner/Peterbilt</i>	23K/25K	23K/25K	23K/25K	23K/25K
GVWR (lbs) <i>Freightliner/Peterbilt</i>	37.6K/ 39.6K	37.6K/ 39.6K	37.6K/ 39.6K	37.6K/ 39.6K
Hitch Rating Weight (lbs)	20,000	20,000	20,000	20,000
Tongue Weight (lbs)	2,000	2,000	2,000	2,000
Fuel Capacity (gal)	100	100	100	100
GCWR (lbs) <i>Freightliner/Peterbilt</i>	60K/66K	60K/66K	60K/66K	60K/66K

INTERIOR

- Soft touch padded walls and ceiling
- 12"x 24" porcelain tile flooring throughout
- Sanded dovetail drawers on soft close guides
- Solid maple custom cabinetry throughout
- Pantry with push release pull out drawers
- Solid surface countertops throughout
- LED dimmable lighting
- Ceiling treatment with A/C covers
- Convertible booth dinette with storage
- Sofa bed (hide-a-bed)

APPLIANCES

- 18 cu. ft., French door stainless steel refrigerator with ice maker
- Recessed 2-burner induction cooktop with solid surface covers
- 1.7 cu. ft. stainless steel convection microwave oven
- Aqua-Hot® 450D zoned hydronic heating and continuous hot water, plus engine pre-heat
- (2) 15,000 BTU roof A/C units with condensate drain and heat pump
- Central vacuum system with floor sweep feature
- MaxxAir® power vents with rain sensor
Powered roof vents that keep your RV fresh, cool, and comfortable.

ELECTRIC & ENTERTAINMENT

- 8kW Onan quiet diesel generator with automatic generator start (AGS)
- 3,000W true sine wave inverter
- (3) 200W solar panels
- Transfer switch with surge protection
- (2) 270Ah lithium batteries
- Multiplex control system with bluetooth app control
- 4K smart LED TV in living area with soundbar and subwoofer
4K Smart LED TV soundbar and articulating arm extension
- Everest 2.0 5G w/Aspen® router
- Standard Starlink w/mobility mount

DIMENSION & CAPACITIES

MODEL	38LDG	40LRB	40LBH	40LTS
Overall Length	37' 11"	39' 11"	39' 11"	39' 11"
Overall Height	12'10"	12'10"	12'10"	12'10"
Overall Width*	99.25"	99.25"	99.25"	99.25"
Interior Height*	84"	84"	84"	84"
Interior Width*	95.5"	95.5"	95.5"	95.5"
Fresh Water Capacity (gal)	150	150	150	150
Gray Water Capacity (gal)	75	75	75	75
Black Water Capacity (gal)	75	75	75	75