



Renegade RV



EQ Hydraulic Slide Manual Override (Verona, Valencia)



Manual override of the EQ slide system on a Verona/Valencia



The first picture identifies the slide valve in the manifold that is designated for the slide out (S1).

On the end of that S1 slide valve there is a 1/8 inch allen. You will need to turn that CLOCKWISE 1.5 turns to open that valve.

Manual override of the EQ slide system on a Verona/Valencia



After you have opened the S1 slide valve, you will see a sticker cover over the access port on the end of the pump motor.

Remove that sticker to gain access to the ¼ inch allen. This can be a slow process, so it is recommended to use a drill to speed it up. Turn this allen counterclockwise to manual run the room in. Once the room is in, do not forget to close the S1 slide value on the manifold.